



MELAMINE

**Practical Never
Looked So Good**



10 Year
Warranty



Easy
to Clean



Scratch
Resistant



Matched
Edge Tape



Eco
Choice
Aotearoa

Stylish, durable & affordable.

A PALETTE SPECIALLY CHOSEN FOR
NEW ZEALAND INTERIORS WITH A MIX
OF NATURE-INSPIRED WOODGRAINS,
SOLIDS AND PATTERNS.

NEW Pistachio

Contents


04	Introduction
	DESIGNS
06	New Additions
08	Light & Bright - Rarawa
12	Grey & Calm - Kaikoura
18	Earthy & Natural - Punakaiki
30	Dark & Shadowy - Piha
	OPTIONS
39	Finishes
41	Edging
42	Substrates
43	Fire Rated Wall and Ceiling Panels
44	1800 Wide Panels
	SUPPORT INFORMATION
46	Environmental Considerations
47	Care Instructions
48	Warranty
49	Online Help & Samples

NEW Shroom

A heritage brand

IN NEW ZEALAND

Bestwood Melamine has been a favourite of interior designers, architects and joiners for more than 40 years. With a rich history in the Kiwi design landscape, it is the go-to surface for kitchen and bathroom cabinetry, wardrobes, furniture and wall panels.



Bestwood Melamine has Eco Choice Aotearoa Certification, giving you assurance that this New Zealand made product contributes valuable points to Greenstar and Homestar projects.

With a 10 year warranty you can be sure you are choosing a product that has a proven performance history.

Our range of easy care, pre-finished, double-sided panels are available in a large range of designs and finishes.



Cirrus

PAGE 16



Shroom

PAGE 20



Alberta Larch

PAGE 24



Pistachio

PAGE 22



Wolfram

PAGE 34



Vancouver Larch

PAGE 32

New additions

Six new designs offer unlimited creative possibilities. Go retro cool with the mid-century inspired Vancouver Larch and Alberta Larch. Or choose from the pretty Pistachio, intensely dark Wolfram or calming neutrals Cirrus and Shroom.

Light & bright

8

Designed to evoke the refreshing feel of a cool white sandy beach on a hot sunny day, these hues seamlessly blend with all other decors, creating a harmonious and versatile palette.

Rarawa Beach in Northland is recognised for its pure white silica sand and crystal clear turquoise water.

9




Perfect White with Charred Oak


Nicola Ross, Nicola Ross Design



FEATHER WHITE




BRULEE




ARCTIC ICE



SIMPLY WHITE



LIMESTONE



PERFECT WHITE




Grey & calm


12

Our grey tones echo the natural beauty of many of our stony shores and work well as a neutral backdrop to combine with other woodgrains and accent colours.

***Kaikoura** on South Island's east coast is known for its rugged stony coastline, picturesque landscapes and abundant marine wildlife.*



13



CIRRUS

MIST GREY

ARCTIC GREY



ETCHED STONE



SUBTLE GREY

MOSS GREY

SILVER HAZE

NEW Cirrus



16

+

Cirrus

MELAMINE

NEW



17



BESTWOOD

MELAMINE

Earthy & natural

18

Ground yourself with this earthy and natural palette that exudes warmth and tranquillity. This palette takes its cue from some of New Zealand's favourite coastal spots.

***Punakaiki** is nestled on the wild West Coast of the South Island and renowned for its famous pancake rocks and blowholes.*

19





NEW Shroom



PAVEMENT



NEW

SHROOM



NEW

PISTACHIO



COASTAL ELM



1800
WMS

PERFECT OAK



WASHED MAPLE




NEW Pistachio



+

Pistachio

MELAMINE





WASHED OAK



VINTAGE ASH



ALBERTA LARCH



DUSKY ELM



RANFURLY OAK





TASMAN ELM



HONEY ASH



SOUTHERN OAK



BEST MAPLE



PERFECT TAWA



SIMPLY EUCALYPTUS



CLASSIC WALNUT



METHVEN OAK



URBAN





Dark & shadowy

30

These darker tones help create a feeling of depth, richness and beauty. When combined with lighter and warmer tones they mirror the contrasts we see on New Zealand's iconic black beaches.

Piha Beach, on Auckland's west coast, is known for its stunning natural beauty, powerful surf, and unique black sand.



31



VANCOUVER LARCH



BLACK



CARBON



ETCHED GRAPHITE



DARK OAK



WOLFRAM



PATINA

This catalogue is intended as a reference to aid selection only – colour swatches here and on our website should not be used for accurate colour matching. Please make sure you view a physical sample before making your final selection.

NEW Wolfram



34

+

Wolfram


MELAMINE



35



BLACKENED TEAK



NEW PEWTER HAZE




CORONET BEECH



CHARRED OAK



FIORDLAND ELM



INDIAN INK




SMOKED ASH



Finishes

Because we make our melamine panels to order, we can offer a choice of finish textures for any colour in our range – this is applied when the melamine paper is pressed onto an MDF or particleboard substrate. We have five finish options across all our colours. A gloss-plus finish is available on Arctic Ice only.



TIMBERLAND

See and feel the difference with our deeply textured and realistic Timberland finish. Available in all Bestwood colours, it looks superb on all our woodgrain decors, but also when pressed on darker colours such as Black or Wolfram.

Not available in 1800 wide.



EMBOSSSED

A lightly textured orange-peel-like surface with good scratch resistance.



VELVET

A delicate, low sheen eggshell surface.



WOODGRAIN

A natural grain texture simulating that of timber.

Not available in 1800 wide.



WILDERNESS

A textured grained surface with a linear timber effect.

Not available in 1800 wide.



Dusky Elm

Rohan Collett Architects
& Elite Joinery

Bestwood edging

Bestwood has its own range of matched edging for every colour in the Bestwood Melamine range. Thinner is better when it comes to edge tape and we offer an expanded range of 1mm edging plus laser edgetape for selected colours.

To view what's available for any specific colour, either click on the colour swatch on the melamine page of our website, or use the edging filter at the top of the page. A full edging chart can be viewed or downloaded from the Technical Resources page of our website at www.bestwood.co.nz.



Substrates

Melamine paper can be pressed on a variety of substrates and the choice is generally determined by the end use. A large wall panel will likely have a different substrate than what is required for a desk, wardrobe, or kitchen drawer.

Our current substrate availability chart is available to view or download from the technical resources page of the Bestwood website.

42



MDF

This substrate is the most commonly used as it's suitable for most applications. A heavier weight than particleboard and low formaldehyde with an E0 rating. Also available in MDF MR (moisture-resistant).



PARTICLEBOARD (PBD)

This is a very cost-effective substrate with good strength and density. Available in standard and moisture-resistant (MR) versions when it is destined for high-moisture environments.

Fire rated wall and ceiling panels

Different areas within buildings require different Group Numbers based on use and occupancy, risk group and building importance level. Group Numbers are a numeric representation of the reaction-to-fire of a surface finish using a scale rating. They represent how quickly a fire will spread across the surface.

- Bestwood melamine, when pressed on MDF FR Black achieves a Group 1s.
- Bestwood melamine on MDF FR MR achieves a Group 2s.

Fire certificates can be provided on application to support project-specific compliance.

43



Classic Walnut & Vintage Ash


4 WORK Interior Design, Auckland

Think big


With 1800 wide panels

For commercial projects such as office desking or for wall panels, our 1800-wide panel may be a more economic option than our standard 2440 x 1220mm size.

Bestwood offers seven colours in a wider 2440 x 1830 panel or 1830 x 1830 panel. These can be pressed on four different thicknesses – 12mm, 16mm, 18mm and 20mm. Note that Arctic White is designed primarily for the interior of drawers and shelves, and priced accordingly. It does not form part of our colour melamine offer.



ARCTIC WHITE



MIST GREY



BLACK



WASHED OAK



PERFECT OAK



VINTAGE ASH



PERFECT TAWA

Standard 2440 x 1220 panels are available across the entire Bestwood Melamine range. All our New Zealand-made MDF panels are rated EO for formaldehyde and come in a range of thicknesses. Our particleboard is rated E1. To check panel sizes and thicknesses, just visit the Technical Resources page of the Bestwood website.

Beautiful on the inside too...

Embraced by some of New Zealand’s leading designers as a refreshing change away from white, coloured melamine interiors, especially woodgrains, provide a more family-friendly and practical surface.



Environmental considerations



At Bestwood we try our very hardest to leave as gentle a footprint as possible. It’s easy to say but harder to do. We are genuine in our efforts to improve our environmental performance.

We continue to search for alternative products that meet the growing needs of our environmentally-conscious customers while creating processes in our manufacturing that are mindful of the environment for future generations.

Our key initiatives include:

- Having Eco Choice Aotearoa accreditation for our melamine panels pressed on MDF or particleboard. This means they contribute valuable points for Greenstar and Homestar projects.
- Supplying low-formaldehyde board – E0 for our standard, moisture-resistant and fire-retardant MDFs, and E1 for particleboard.
- Reducing manufacturing waste and also finding new ways to re-use and recycle any that is generated.
- Finding new ways to reduce energy consumption and only using electricity from 100% certified renewable resources for our manufacturing sites.

Our purpose-built plant in East Tamaki (with Greenstar *4 accreditation) features a number of initiatives that have significantly improved our environmental footprint.

Care instructions

Bestwood Melamine is easy to care for and daily cleaning requires no more than a wipe with a damp cloth and hot soapy water. For tougher stains we recommend trying:

Substance	Remedy
Wine	Hot soapy water
Rust	Diluted vinegar or lemon juice
Shoe polish	Diluted vinegar or lemon juice
Oven cleaner	Hot soapy water
Tea	All-purpose surface cleaner
Foodstuffs	All-purpose surface cleaner
Fabric dye	Cold water, wipe dry, then use methylated spirits
Felt pen	Methylated spirits or acetone
Paint/glue	Acetone
Heavy wax & grease	Xylene
Hair/leather dye	Methylated spirits

- After using the solutions recommended, always wipe with a damp cloth, then a dry cloth.
- Never use abrasive cleaners or abrasive cleaning cloths, such as wire wool scourer pads, copper cleaner pads or sandpaper on your Bestwood Melamine surfaces.
- We also recommend caution in using bleach and alcohol-based cleaners. Dilute bleach (1 part bleach, 3 parts water).
- Citrus-based cleaners can cause a sticky build-up on the surface if not thoroughly wiped down with clean water. We recommend avoiding these as the residue can attract more dirt.

Warranty

Bestwood Melamine is made here in New Zealand with back-up for any issues close at hand. It's a very durable surface and we offer a 10 year warranty – subject to normal use conditions. To view a full copy of the warranty, please download from our website at www.bestwood.co.nz.

LIMITATIONS OF USE

Bestwood Melamine is designed for interior use only and should not be used in areas where it will be exposed to high moisture levels i.e. as an exterior wall lining, or wet areas in regular contact with water. It is not suitable for benchtops in kitchens and bathrooms.



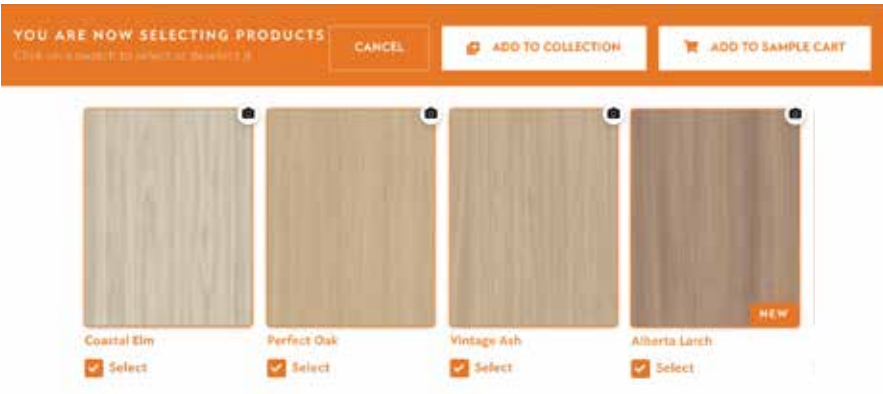
Online help & samples

At bestwood.co.nz our digital front door is open 24/7. You can view our entire melamine range, order samples, view or download technical documents and more. Here's some features you may find handy.

1. ORDER SAMPLES OR CREATE A COLLECTION

Just use the tick box below any swatch to add it to your Sample Cart or add it to a Collection. Use the checkout cart at the top of the page to have our Samples team despatch your samples to you at no cost.

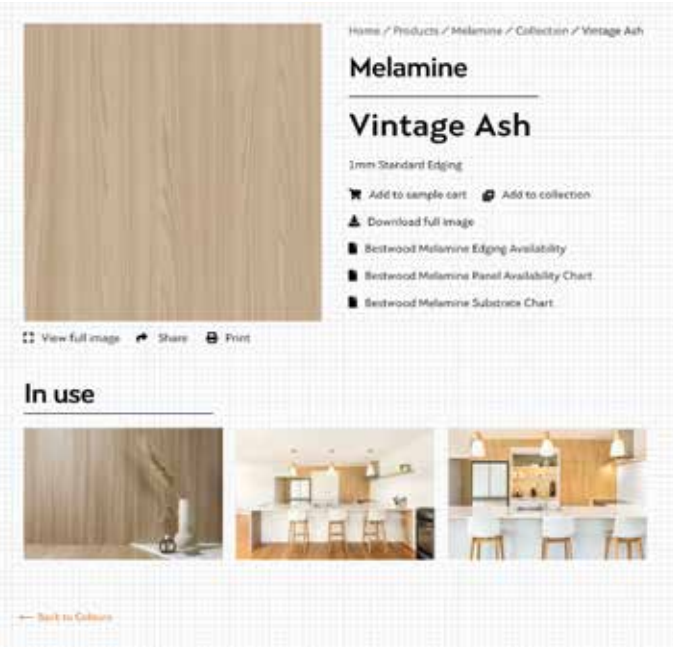
You can also 'add to your 'Collection' any relevant swatches, images or technical documentation. From your Collection you can download or share the information with anyone you choose.



2. VIEW INSTALLATION IMAGES

If you see a camera icon on top of the swatch, it means installation images exist for that colour. Just click on the swatch to view these and any additional information about that melamine.

You can also download a high resolution image of the full design to use for 3D renders in design programs.



Online help & samples (cont)

3. COMPREHENSIVE TECHNICAL RESOURCES



Melamine Technical Data Sheet / BPIR

Melamine 1800 Wide Sheet

Melamine and Edging Warranty

Melamine Catalogue Sheet

50

Our resources are always current and feature Technical Data Sheets, Safety Data Sheets, warranty information, brochures, availability charts, board and folder layouts and other associated information.



Accessible from either the main Technical Resources page or the Melamine product page, you can select which technical resource you need using the filters at the top.

Where to get more help

Bestwood sells its products to the joinery industry through a range of joinery and hardware merchants – you can locate a supplier by using the search function on the Contact page of our website.

If you're a design professional wanting assistance, then please contact one of our experienced specification managers – details of our team are on the website. Samples can be easily ordered online via the melamine colours page of our website.



Blackened Teak

Lucy McGall, Yellowfox


51

Email sales@bestwood.co.nz
0800 866 678






FEATHER WHITE




BRULEE




ARCTIC ICE




SIMPLY WHITE



LIMESTONE



PERFECT WHITE



MIST GREY




CIRRUS




ARCTIC GREY



ETCHED STONE



SUBTLE GREY



MOSS GREY



SILVER HAZE



PAVEMENT



SHROOM



PISTACHIO



COASTAL ELM



PERFECT OAK



WASHED MAPLE



WASHED OAK



VINTAGE ASH



ALBERTA LARCH



DUSKY ELM



RANFURLY OAK



TASMAN ELM




HONEY ASH



SOUTHERN OAK



BEST MAPLE



PERFECT TAWA




SIMPLY EUCALYPTUS



CLASSIC WALNUT



METHVEN OAK



URBAN




VANCOUVER LARCH



BLACK



CARBON



ETCHED GRAPHITE



DARK OAK



WOLFRAM



PATINA




BLACKENED TEAK



NEW PEWTER HAZE



CORONET BEECH



CHARRED OAK



FIORDLAND ELM

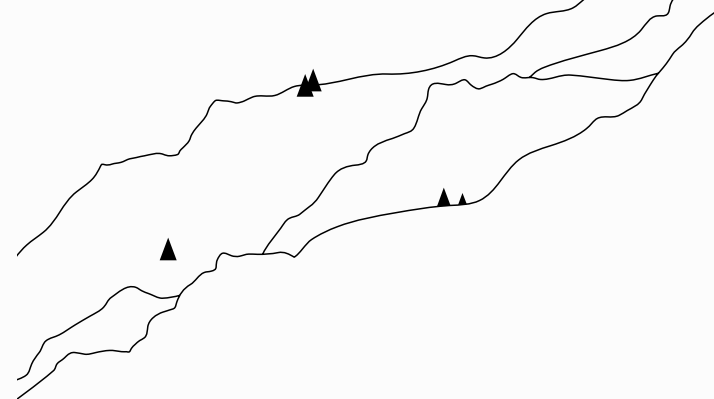


INDIAN INK




SMOKED ASH

This catalogue is intended as a reference to aid selection only – colour swatches here and on our website should not be used for accurate colour matching. Please make sure you view a physical sample before making your final selection.



Six new designs offer unlimited creative possibilities.



New additions



10 Year
Warranty



Easy
to Clean



Scratch
Resistant



Matched
Edge Tape



Eco
Choice
Aotearoa



BESTWOOD MELAMINE

Stylish, durable and affordable.



BESTWOOD®

sales@bestwood.co.nz

www.bestwood.co.nz

0800 866 678